

Donuts Recipe

Ingredients


- 2 cups all-purpose flour
- 1/2 cup granulated sugar
- 2 teaspoons baking powder
- 1/2 teaspoon salt
- 1/2 cup milk
- 2 large eggs
- 2 tablespoons melted butter
- 1 teaspoon vanilla extract
- Cooking oil, for frying
- Toppings of your choice (sprinkles, powdered sugar, chocolate sauce, etc.)

Directions

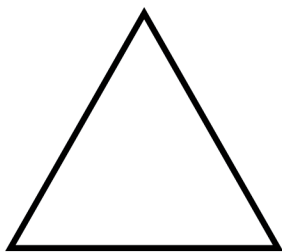
- In a large bowl, combine the flour, sugar, baking powder, and salt. Give it a quick mix to combine the dry ingredients.
- In a separate bowl, whisk together the milk, eggs, melted butter, and vanilla extract until well combined.
- Gradually pour the wet ingredients into the bowl of dry ingredients. Stir the mixture with a wooden spoon or spatula until a dough forms. It might be a bit sticky, but that's okay.
- Lightly flour a clean surface and transfer the dough onto it. Let the kids knead the dough for a few minutes until it becomes smooth.
- Using a rolling pin, roll out the dough to about 1/2 inch thickness. Let the kids use donut-shaped cookie cutters or simply shape the dough into small rings using their hands.
- Heat cooking oil in a deep pot or frying pan over medium heat. The oil should be about 1-2 inches deep.
- Carefully place the donuts into the hot oil, frying a few at a time. Let them cook for about 2-3 minutes on each side until they turn golden brown. Be sure to supervise the kids closely during this step.
- Once the donuts are cooked, use a slotted spoon or tongs to remove them from the oil and place them on a paper towel-lined plate to drain excess oil.
- Let the donuts cool slightly before decorating. Provide various toppings such as sprinkles, powdered sugar, or chocolate sauce for the kids to get creative and decorate their own donuts.




Printable shape cards




Oval



Triangle




Circle




Square



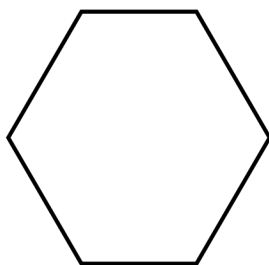
Rectangle



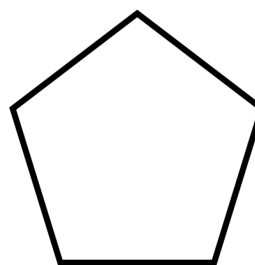
Star



Rhombus





Hexagon



Pentagon




HAPPY 4TH OF JULY




USA




Printable figures sheet to practice color yellow




Mango




Sun




Duck



Bananas




Pineapple












Pencil

French Fry Day Activity!

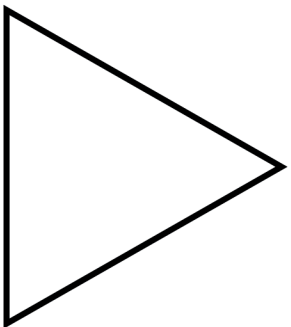
Help French fries meet their best friend,
ketchup!




Practice counting, colors and star shape




HALLOWEEN SHAPE MATCH ACTIVITY




Triangle




Circle




Square



Rhombus



Heart



Star

